

# GLEN

Live Better !

## PRICE LIST 2021



an exhaustive range of kitchen appliances designed to make your cooking a real pleasure



live!  
better!

Our commitment is big,  
even in the smallest details.

Glen stands for technology, quality and 100% perfection.

It's the details that count.

Glen in every detail means that our appliances represent uncompromising quality, technical perfection and maximum reliability. That's why, with Glen appliances your kitchen stays fresh, your every meal is cooked to perfection and your dishes are sparkling clean. All this comes with unmatched energy efficiency, making Glen an ideal partner for the well-being of you and your family.

# c o n t e n t s

## **CHIMNEYS**

Designer Island Hoods	2
Filter-less with Motion Sensor	6
Heat Auto Clean	10
Designer Hood	12
Straight Line	20

## **OVENS**

Built-in Microwaves	24
Built-in Ovens	25

## **BUILT-IN HOBS**

Flame Failure Device	26
Double Ring Italian Burners	30
Double Ring Forged Brass Burners	34
Sealed Burners	38

## **FREE STANDING HOBS / HOB TOPS**

Forged Brass Burners	39
Double Ring Italian Burners	40
Double Ring Forged Brass Burners	41

## **GLASS COOKTOPS**

Flame Failure Device	44
Square Pan Support	47
Mirror Finish	48
Forged Brass Burners	50
Brass Burners & Alloy Burners	52

<b>STAINLESS STEEL COOKTOPS</b>	57
---------------------------------	----

<b>COOKING RANGES</b>	60
-----------------------	----

<b>DISHWASHER</b>	61
-------------------	----



Designer Island Hoods  
**Bold, distinctive  
and stunning  
performance**



A well-engineered hood does more than just help to capture odours from your kitchen. It's the centre-piece of your kitchen and serves as the visual focal point.

Bold and distinctive, suspended over the central island unit, these hoods make for a stunning focal point in your kitchen. In this free-standing unit, stainless steel and glass come together to create a highly stylish yet functional piece that delivers an equally stunning performance.

CH 6052 TS Island

## Touch Sensor Control

Island hood

900 mm	1200 mm
60,995/-	72,995/-

### Features

- Touch sensor control panel
- Timer with Auto-Off function
- Baffle filter
- PDCA housing
- Energy saving 4x2 W LED lights (6x2 W - 120 cm)
- Powerful Italian motor with TOP
- Life time warranty

### Performance

Airflow 1250 m<sup>3</sup>/h

(Also available with push button control, 4x40 W Lights in 90 cm | 45,995/-)

**CH 6071 TS Island**



- Touch sensor control
- Auto-off function, Life time warranty
- Baffle filter, PDCA housing
- Energy saving 4x1.5 W LED lights
- Powerful Italian motor with TOP

**Size & Suction Power**  
 - 900 mm  
 - Airflow 1250 m<sup>3</sup>/h

Also available in push button MRP 58,995/-

900 mm  
 60,995/-

**CH 1036 Island**



- Push button control
- Baffle filter, PDCA housing
- Energy saving 4x2 W LED lights
- Powerful Italian motor with TOP
- Life time warranty

**Size & Suction Power**  
 - 900 mm  
 - Airflow 1250 m<sup>3</sup>/h

900 mm  
 58,995/-

**CH 1022 Island**



- Push button control
- Baffle filter, PDCA housing
- Energy saving 4x2 W LED lights (2x2 W in 60 cm)
- Powerful Italian motor with TOP
- Life time warranty

**Size & Suction Power**  
 - 600/900 mm  
 - Airflow 1250 m<sup>3</sup>/h

600 mm  
 45,995/-

900 mm  
 48,995/-

**CH 1001 DD Counter Hood - Downdraft**



- **Counter hood - downdraft**
- Touch sensor control, Cassette filters
- Stainless steel body with a black glass control panel
- 5 years warranty on motor
- Energy saving 2x2 W LED lights
- Perimetric extraction, reduced noise & increased pressure

**Size & Suction Power**  
 - 900 mm  
 - Airflow 1000 m<sup>3</sup>/h

900 mm  
 1,00,995/-

## CH 1010 Ceiling Hood



**- Ceiling chimney hood**

- Split chimney, Remote control, Baffle filters, PDCA housing
- Energy saving 4x2 W LED lights
- Powerful Italian motor with TOP
- Life time warranty

**Size & Suction Power**

- 1200 mm
- Airflow 1250 m<sup>3</sup>/h

1200 mm  
1,59,995/-



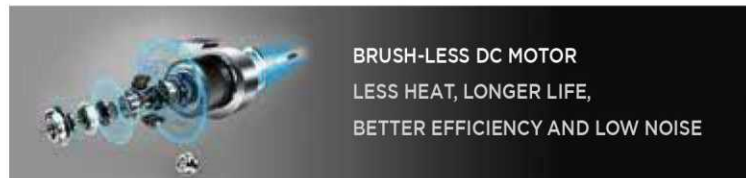
**Filter-less Chimneys,  
with Motion Sensor**

**Make the cleaning  
process most  
convenient**



Glen brings you another innovation with its new filter less chimneys. No more regular cleaning, no choked filters, no dangers of oil droplets or residue. The housing heats up the blower and body to melt the oil deposits. The oil then flows and collects in a tray automatically.

Low on maintenance and high on suction power, these low noise chimneys come with advanced features like motion sensor control and a brush-less DC motor.



CH 6074 MS AC

## Motion Sensor Auto Clean

Designer hood



600 mm	750 mm	900 mm
45,995/-	46,995/-	47,995/-

### Features

- Touch sensor control with motion sensor
- Brush-less DC motor, 10 speed control
- Heat auto clean technology
- Filter-less chimney - No need to clean filters
- SS oil collector tray
- Energy saving 2x1.5 W LED lights
- Stir fry option for extracting fumes, Aeration for keeping the kitchen fresh
- Metal Housing, 5 year warranty on motor

### Performance

Airflow 1400 m<sup>3</sup>/h

**CH 6073 MS AC**



- Heat auto clean with motion sensor, SS oil collector tray
- Touch sensor control, Auto-off function
- Brush-less DC motor 9 speed control, Metal housing
- 5 years warranty on motor, Energy saving 1x3 W LED lights
- Filter-less chimney - No need to clean filters
- Stir fry option for extracting all fumes

**Size & Suction Power**  
 - 600/750/900 mm  
 - Airflow 1400 m<sup>3</sup>/h

600 mm  
40,995/-  
  
750 mm  
41,995/-  
  
900 mm  
42,995/-

**CH 6072 MS AC**



- Heat auto clean with motion sensor, SS oil collector tray
- Touch sensor control, Auto-off function
- Metal Housing
- 5 years warranty on motor, Energy saving 2x1.5 W LED lights
- Filter-less Chimney, No need to clean filters

**Size & Suction Power**  
 - 600/750/900 mm  
 - Airflow 1400 m<sup>3</sup>/h

600 mm  
32,994/-  
  
750 mm  
34,995/-  
  
900 mm  
36,995/-

**CH 6067 BL BLDC AC**



- Heat auto clean with motion sensor, Auto-off function
- Brush-less DC motor 9 speed control, Oil collector tray
- Filter-less chimney - No need to clean filters
- Metal housing, 7 years warranty on motor
- Energy saving 2x1.5 W LED lights

**Size & Suction Power**  
 - 600/760/900 mm  
 - Airflow 1200 m<sup>3</sup>/h

600 mm  
33,995/-  
  
760 mm  
35,995/-  
  
900 mm  
37,995/-

**CH 6061 BL BLDC AC**



- Heat auto clean with motion sensor
- Touch sensor control, Auto-off function
- Brush-less DC motor 9 speed control, Oil collector tray
- Filter-less chimney, No need to clean filters, Metal housing
- Energy saving 2x1.5 W LED lights, 7 years warranty on motor

**Size & Suction Power**  
 - 600/760/900 mm  
 - Airflow 1200 m<sup>3</sup>/h

600 mm  
29,995/-  
  
760 mm  
30,995/-  
  
900 mm  
32,995/-

**CH 6060 BL MS AC**



- Heat auto clean chimney
- Touch control with motion sensor
- Filter-less chimney - No need to clean filters
- Easy to clean oil collector tray, 100% copper motor
- Environment-friendly 1.5 W LED Lamp, 5 years warranty on motor

**Size & Suction Power**  
 - 600/900 mm  
 - Airflow 1050 m<sup>3</sup>/h

600 mm  
21,995/-  
  
900 mm  
25,995/-



### CH 6060 BL MS AC Twin

 	<ul style="list-style-type: none"> <li>- Heat auto clean chimney</li> <li>- Touch control with motion sensor</li> <li>- Filter-less Chimney - No need to clean filters</li> <li>- Easy to clean Oil collector tray, 100% copper motor</li> <li>- Energy saving 2x1.5 W LED lights, 5 years warranty on motor</li> </ul> <p><b>Size &amp; Suction Power</b></p> <ul style="list-style-type: none"> <li>- 600 mm</li> <li>- Airflow 1050 m<sup>3</sup>/h</li> </ul>	<p><b>600 mm</b> <b>23,995/-</b></p>
---	---	--

### CH 6052 BL MS BLDC AC

 	<ul style="list-style-type: none"> <li>- Heat auto clean with motion sensor, Auto-off function</li> <li>- Touch sensor control, Metal Housing</li> <li>- Brush-less DC motor 9 speed control, Oil collector tray</li> <li>- Filter-less Chimney - No need to clean filters</li> <li>- Energy saving 2x1.5 W LED lights, 7 years warranty on motor</li> </ul> <p><b>Size &amp; Suction Power</b></p> <ul style="list-style-type: none"> <li>- 600/760/900 mm</li> <li>- Airflow 1200 m<sup>3</sup>/h</li> </ul>	<p><b>600 mm</b> <b>29,995/-</b></p> <p><b>760 mm</b> <b>30,995/-</b></p> <p><b>900 mm</b> <b>32,995/-</b></p>
---	--	--

### CH 6005 TS BL AC

	<ul style="list-style-type: none"> <li>- Heat auto clean, Straight-line chimney</li> <li>- Sleek touch sensor control panel, Metal housing</li> <li>- 100% copper motor, Oil collector tray</li> <li>- Filter-less chimney, No need to clean filters</li> <li>- Energy saving 2x1.5 W LED lights, 5 years warranty on motor</li> <li>- Auto-off function</li> </ul> <p><b>Size &amp; Suction Power</b></p> <ul style="list-style-type: none"> <li>- 760 mm</li> <li>- Airflow 1200 m<sup>3</sup>/h</li> </ul>	<p><b>760 mm</b> <b>25,995/-</b></p>
---	---	--

## HEAT AUTO CLEAN CHIMNEYS



### CH 6078 AC MS

	<ul style="list-style-type: none"> <li>- Heat auto clean with motion sensor</li> <li>- Touch sensor control, Baffle filter</li> <li>- Metal housing, Auto-off function, 100% copper motor</li> <li>- SS oil collector tray, 5 years warranty on motor</li> <li>- Energy saving 2x1.5 W LED lights</li> </ul> <p><b>Size &amp; Suction Power</b></p> <ul style="list-style-type: none"> <li>- 600/900 mm</li> <li>- Airflow 1200 m<sup>3</sup>/h</li> </ul>	<p>600 mm 45,995/-</p> <p>900 mm 48,995/-</p>
---	--	---

### CH 6066 BL AC MS

	<ul style="list-style-type: none"> <li>- Heat auto clean with motion sensor</li> <li>- Touch sensor control</li> <li>- Auto-off function, 100% copper motor</li> <li>- Baffle filter, Metal housing, 5 years warranty on motor</li> <li>- Oil collector tray, Energy saving 2x1.5 W LED lights</li> </ul> <p><b>Size &amp; Suction Power</b></p> <ul style="list-style-type: none"> <li>- 600/760//900 mm</li> <li>- Airflow 1200 m<sup>3</sup>/h</li> </ul>	<p>600 mm 27,995/-</p> <p>760 mm 28,995/-</p> <p>900 mm 30,995/-</p>
---	--	--

Also available in SS finish in 600 & 900 mm

### CH 6063 AC



- Heat auto clean chimney
- Touch sensor control, Baffle filter
- 100% copper motor, Metal housing
- 5 years warranty on motor, Oil collector cup
- Energy saving 2x1.5 W LED lights
- Auto-off function

**Size & Suction Power**  
 - 600/900 mm  
 - Airflow 1200 m<sup>3</sup>/h

Also available in Stainless Steel finish

600 mm  
25,995/-

900 mm  
29,995/-

### CH 6052 BL AC MS



- Heat auto clean with motion sensor
- Touch sensor control
- Auto-off function, 100% copper motor
- Baffle filter, Metal housing, 5 years warranty on motor
- Oil collector tray, Energy saving 2x1.5 W LED lights

**Size & Suction Power**  
 - 600 mm  
 - Airflow 1200 m<sup>3</sup>/h

600 mm  
25,995/-

### CH 6006 AC



- Heat auto clean chimney
- Push button control, Bi-rotational technology,
- Filter-less, Metal housing, 100% copper motor
- SS oil collector tray, Energy saving 2x1.5 W LED lights
- 5 years warranty on motor

**Size & Suction Power**  
 - 760 mm  
 - Airflow 1050 m<sup>3</sup>/h

760 mm  
22,995/-

### CH 6005 TS AC



- Heat auto clean chimney
- Touch sensor control
- Auto-off function, 100% copper motor
- Baffle filter, Metal housing, 5 years warranty on motor
- SS oil collector tray, Energy saving 2x1.5 W LED lights

**Size & Suction Power**  
 - 760 mm  
 - Airflow 1200 m<sup>3</sup>/h

760 mm  
27,995/-

### CH 6005 BL AC PB



- Heat auto clean chimney
- Baffle filter, Metal housing, Push button control
- Oil collector tray
- 100% copper motor
- Energy saving 2x2 W LED lights
- 5 years warranty on motor

**Size & Suction Power**  
 - 760 mm  
 - Airflow 1250 m<sup>3</sup>/h

Also available in Stainless Steel finish

760 mm  
25,995/-



**Touch Sensor Chimneys**  
European style  
chimneys with  
Italian motor

A well-engineered hood does more than just help to capture odours from your kitchen. It's the centre-piece of your kitchen and serves as the visual focal point. We've designed a chimney for every kind of kitchen.



#### LED LIGHTING

Brilliant functionality with power saving LED lamps which are environment-friendly and super long-life; perfectly placed to illuminate the hob area for convenient cooking.



#### TOUCH SENSOR CONTROL

Sleek and unobtrusive LED-lit touch controls, allow you to select the speed at three convenient settings and to operate the powerful LED lamps.

CH 6056 TS

### **Black Glass Hood**

Designer hood

750 mm  
32,995/-

#### **Features**

- Touch sensor control
- Auto-off function
- Glass on chimney & hood front
- Baffle filter, FRP housing
- Energy saving 2x1.5 W LED lights
- Powerful Italian motor with TOP
- Life time warranty

#### **Performance**

Airflow 1250 m<sup>3</sup>/h

**CH 6079 SG TS**



- A black glass wall mounted chimney
- Touch sensor control
- Auto-off function, Baffle filter, FRP housing
- Energy saving 2x1.5 W LED lights
- Powerful Italian motor with TOP, Life time warranty

**Size & Suction Power**  
 - 600/900 mm  
 - Airflow 1250 m<sup>3</sup>/h

600 mm  
27,995/-  
  
900 mm  
46,995/-

**CH 6079 SG PB**



- A black glass wall mounted chimney
- Push button control
- Baffle filter, FRP housing
- Energy saving 2x2 W LED lights
- Powerful Italian motor with TOP, Life time warranty

**Size & Suction Power**  
 - 600/900 mm  
 - Airflow 1000 m<sup>3</sup>/h

600 mm  
21,995/-  
  
900 mm  
40,995/-

**CH 6077 Black**




- Stylish new hood with an interplay of glass & matt steel
- Push button control
- Baffle filter, FRP housing
- Energy saving 2x2 W LED lights
- Powerful Italian motor with TOP
- Life time warranty

**Size & Suction Power**  
 - 600/900 mm  
 - Airflow 1250/1000 m<sup>3</sup>/h

(1000 m<sup>3</sup>/h)  
600 mm | 900 mm  
22,995/- | 27,995/-  
  
(1250 m<sup>3</sup>/h)  
600 mm | 900 mm  
26,995/- | 30,995/-

**CH 6077 SS**



- Stylish hood with an interplay of colored glass & matt steel
- Push button control, Baffle filter, FRP housing
- Energy saving 2x2 W LED lights
- Powerful Italian motor with TOP, Life time warranty
- Choice of colours: Red, Yellow, Black & White

**Size & Suction Power**  
 - 600/900 mm  
 - Airflow 1000 m<sup>3</sup>/h

600 mm  
23,995/-  
  
900 mm  
27,995/-

**CH 6075 SS**



- Baffle filter, Push button control
- FRP housing
- 2 powerful 40 W lamps (750 m<sup>3</sup>/h)
- 3x2 W LED candle bulb (1000 m<sup>3</sup>/h)
- Powerful Italian motor with TOP, Life time warranty

**Size & Suction Power**  
 - 600 mm  
 - Airflow 750/1000 m<sup>3</sup>/h

(750 m<sup>3</sup>/h)  
600 mm  
13,995/-  
  
(1000 m<sup>3</sup>/h)  
600 mm  
14,995/-



### CH 6071 TS



- Sleek touch sensor control panel
- Auto-off function, Baffle filter, FRP housing
- Energy saving 2x 1.5 W LED lights
- Powerful Italian motor with TOP
- Life time warranty

**Size & Suction Power**  
 - 600/900 mm  
 - Airflow 1250 m<sup>3</sup>/h

Also available in Black finish

600 mm  
30,995/-

900 mm  
34,995/-

### CH 6071 SX



- Curved glass in perfect union with stainless steel
- Push button control
- Baffle filter, FRP housing
- Energy saving 2x3 W candle bulb
- Powerful Italian motor with TOP, Life time warranty

**Size & Suction Power**  
 - 600 mm  
 - Airflow 1000 m<sup>3</sup>/h

600 mm  
19,995/-

### CH 6071 SX TS



- Sleek touch sensor control panel
- Auto-off function
- Baffle filter, FRP housing
- Energy saving 2x2 W LED lights
- Powerful Italian motor with TOP, Life time warranty

**Size & Suction Power**  
 - 600 mm  
 - Airflow 1000 m<sup>3</sup>/h

600 mm  
25,995/-

### CH 6071 EX TS



- Sleek touch sensor control panel
- Auto-off function
- Baffle filter, FRP housing
- Energy saving 2x2 W LED lights
- Powerful Italian motor with TOP, Life time warranty

**Size & Suction Power**  
 - 600 mm  
 - Airflow 1000 m<sup>3</sup>/h

Also available in Black finish

600 mm  
21,995/-

### CH 6071 GF



- Toughened glass front panel
- Push button control
- Baffle filter, FRP housing
- Energy saving 2x2 W LED lights
- Powerful Italian motor with TOP, Life time warranty

**Size & Suction Power**  
 - 600/900 mm  
 - Airflow 1250 m<sup>3</sup>/h

600 mm  
27,995/-

900 mm  
31,995/-

**CH 6071 SX GF**



- Toughened glass front panel
- Baffle filter, Push button control
- FRP housing
- Energy saving 2x2 W LED lights
- Powerful Italian motor with TOP, Life time warranty

**Size & Suction Power**  
 - 600 mm  
 - Airflow 1000 m<sup>3</sup>/h

**600 mm**  
**21,995/-**

**CH 6071 Black**



- A sleek black designer hood with curved glass
- Push button control
- Baffle filter, PDCA / FRP housing
- Energy saving 2x2 W LED lights
- Powerful Italian motor with TOP, Lifetime warranty

**Size & Suction Power**  
 - 600/900 mm  
 - Airflow 1250/1000 m<sup>3</sup>/h

(1000 m<sup>3</sup>/h)  
**600 mm | 900 mm**  
**23,995/- | 27,995/-**

(1250 m<sup>3</sup>/h)  
**600 mm | 900 mm**  
**27,995/- | 31,995/-**

Also available in Stainless Steel finish

**CH 6071 EX Black**



- An elegantly crafted black chimney with curved glass
- Push button control
- Baffle filters, FRP housing
- Energy saving 2x2 W LED lights
- Powerful Italian motor with TOP, Life time warranty

**Size & Suction Power**  
 - 600 mm  
 - Airflow 1000 m<sup>3</sup>/h

**600 mm**  
**16,995/-**

Also available in Stainless Steel finish

**CH 6071 DX Split Chimney**



- Indoor and outdoor units
- Push button control
- Baffle filter, PDCA housing
- Energy saving 2x2 W LED lights
- Powerful Italian motor with TOP, Life time warranty

**Size & Suction Power**  
 - 600/900 mm  
 - Airflow 1250 m<sup>3</sup>/h

**600 mm**  
**21,995/-**

**900 mm**  
**24,995/-**

**Outdoor Unit**  
**17,000/-**

**CH 6070 JU BL**



- Push button control
- Baffle filters, FRP housing
- Energy saving 2x3 W candle bulb
- Powerful Italian motor with TOP, Life time warranty

**Size & Suction Power**  
 - 600 mm  
 - Airflow 1000 m<sup>3</sup>/h

**600 mm**  
**17,995/-**

### CH 6065 SS



- A slanting glass chimney in different colour options: Red, Yellow, Black & White
- Baffle filter, PDCA housing, Push button control
- Energy saving 2x2 W LED lights
- Powerful Italian motor with TOP, Life time warranty

**Size & Suction Power**  
- 600/900 mm  
- Airflow 1250 m<sup>3</sup>/h

600 mm  
35,995/-  
  
900 mm  
39,995/-

### CH 6064 SS



- Push button control
- Baffle filter, FRP housing
- Energy saving 2x2 W LED lights
- Powerful Italian motor with TOP
- Life time warranty

**Size & Suction Power**  
- 600/900 mm  
- Airflow 1250/1000 m<sup>3</sup>/h

(1000 m<sup>3</sup>/h)  
600 mm | 900 mm  
17,995/- | 21,995/-  
  
(1250 m<sup>3</sup>/h)  
600 mm | 900 mm  
22,995/- | 24,995/-

### CH 6062 SS



- Sleek and attractive chimney with black glass
- Push button control
- Baffle filter, PDCA / FRP housing
- Energy saving 2x2 W LED lights
- Powerful Italian motor with TOP, Lifetime warranty

**Size & Suction Power**  
- 600/900 mm  
- Airflow 1250/1000 m<sup>3</sup>/h

(1000 m<sup>3</sup>/h)  
600 mm | 900 mm  
19,995/- | 23,995/-  
  
(1250 m<sup>3</sup>/h)  
600 mm | 900 mm  
24,995/- | 28,995/-

### CH 6062 TS



- Sleek touch sensor control panel
- Auto-off function
- Baffle filter, FRP housing
- Energy saving 2x1.5 W LED lights
- Powerful Italian motor with TOP, Life time warranty

**Size & Suction Power**  
- 600/900 mm  
- Airflow 1250 m<sup>3</sup>/h

600 mm  
26,995/-  
  
900 mm  
30,995/-

Also available in Black finish

### CH 6062 SX TS



- Sleek touch sensor control panel
- Auto-off function
- Baffle filter, FRP housing
- Energy saving 2x2 W LED lights
- Powerful Italian motor with TOP, Life time warranty

**Size & Suction Power**  
- 600 mm  
- Airflow 1000 m<sup>3</sup>/h

600 mm  
23,995/-

**CH 6062 Black**



- Sleek & attractive chimney in black glass and steel
- Push button control
- Baffle filter, FRP housing
- Energy saving 2x2 W LED lights
- Powerful Italian motor with TOP, Lifetime warranty

**Size & Suction Power**

- 600/900 mm
- Airflow 1000 m<sup>3</sup>/h

600 mm  
19,995/-

900 mm  
23,995/-

**CH 6057 SS PB**



- An elegant modern hood in pyramid shape
- Push button control
- Baffle filter, PDCA/FRP housing
- Energy saving 2x2 W LED lights
- Powerful Italian motor with TOP, Life time warranty

**Size & Suction Power**

- 600/900 mm
- Airflow 1250/1000 m<sup>3</sup>/h

(1250 m<sup>3</sup>/h)  
600 mm | 900 mm  
25,995/- | 28,995/-

(1000 m<sup>3</sup>/h)  
600 mm  
19,995/-

**CH 6056 TS**



- Sleek touch sensor control panel
- Auto-off function, Baffle filter, FRP housing
- Energy saving 2x1.5 W LED lights
- Powerful Italian motor with TOP
- Life time warranty

**Size & Suction Power**

- 600/900 mm
- Airflow 1250 m<sup>3</sup>/h

600 mm  
29,995/-

900 mm  
32,995/-

**CH 6056 SX TS Black**



- Sleek 50 mm front glass panel
- Touch sensor control
- Auto-off function, Baffle filter, FRP housing
- Energy saving 2x2 W LED lights
- Powerful Italian motor with TOP, Life time warranty

**Size & Suction Power**

- 600 mm
- Airflow 1000 m<sup>3</sup>/h

600 mm  
24,995/-

Also available in Stainless Steel finish

**CH 6055 SS**



- Push button control
- Baffle filter
- PDCA / FRP housing
- Energy saving 2x2 W LED lights
- Powerful Italian motor with TOP, Life time warranty

**Size & Suction Power**

- 600/900 mm
- Airflow 1250/1000 m<sup>3</sup>/h

(1000 m<sup>3</sup>/h)  
600 mm | 900 mm  
19,995/- | 21,995/-

(1250 m<sup>3</sup>/h)  
600 mm | 900 mm  
22,995/- | 26,995/-

### CH 6054 SS



- Push button control
- Baffle filter, FRP housing
- Energy saving 2x2 W LED lights
- Powerful Italian motor with TOP
- Life time warranty

**Size & Suction Power**  
 - 600/900 mm  
 - Airflow 1000/1250 m<sup>3</sup>/h

(1000 m<sup>3</sup>/h)  
 600 mm | 900 mm  
 16,995/- | 20,995/-

(1250 m<sup>3</sup>/h)  
 600 mm | 900 mm  
 21,995/- | 24,995/-

### CH 6054 TS



- Sleek touch sensor control panel
- Auto-off function, Baffle filter, FRP housing
- Energy saving 2x2 W LED lights
- Powerful Italian motor with TOP
- Life time warranty

**Size & Suction Power**  
 - 600/900 mm  
 - Airflow 1000 m<sup>3</sup>/h

600 mm  
 21,995/-

900 mm  
 25,995/-

### CH 6052 SS PB



- Now with front glass panel
- Push button control
- Baffle filter, FRP housing
- Energy saving 2x2 W LED lights
- Powerful Italian motor with TOP, Life time warranty

**Size & Suction Power**  
 - 600/750/900 mm  
 - Airflow 1000 m<sup>3</sup>/h

600 mm  
 20,995/-

750 mm  
 22,995/-

900 mm  
 23,995/-

### CH 6052 TC



- **Auto Sensor for Heat & Gas**
- Touch sensor control
- Auto-Off function, Digital display, Baffle filter
- PDCA / FRP housing, Energy saving 2x1.5 W LED lights
- Powerful Italian motor with TOP, Life time warranty

**Size & Suction Power**  
 - 600/900 mm  
 - Airflow 1250/1000 m<sup>3</sup>/h

(1000 m<sup>3</sup>/h)  
 600 mm | 900 mm  
 26,995/- | 29,995/-

(1250 m<sup>3</sup>/h)  
 600 mm | 900 mm  
 31,995/- | 34,995/-

### CH 6050 Junior



- Classic pyramid shape hood in matt steel
- Push button control
- Baffle filters, FRP housing
- 2 powerful 40 W Lamps
- Powerful Italian motor with TOP, Life time warranty

**Size & Suction Power**  
 - 600 mm  
 - Airflow 750 m<sup>3</sup>/h

600 mm  
 11,995/-

**CH 6050 Junior DX Black**



- Classic pyramid shape hood
- Push button control
- Baffle filters, FRP housing
- 2 powerful 40 W Lamps
- Powerful Italian motor with TOP, Life time warranty

**Size & Suction Power**  
 - 600 mm  
 - Airflow 1000 m<sup>3</sup>/h

Also available in Stainless Steel finish

**600 mm**  
**12,995/-**

**STRAIGHT LINE CHIMNEYS**

**CH 6014 SS PB BF**



- Bi-Rotational technology
- Baffle filter, FRP housing
- Energy saving 2x2 W LED lights
- Powerful Italian motor with TOP
- Push button control
- Life time warranty

**Size & Suction Power**  
 - 600/900 mm  
 - Airflow 1000 m<sup>3</sup>/h

**600 mm**  
**16,995/-**  
  
**900 mm**  
**19,995/-**

**CH 6013 DX BF**



- Bi-rotational technology
- Baffle filter
- FRP housing
- 2x2 W LED lights
- Powerful Italian motor with TOP
- Push button control
- Life time warranty

**Size & Suction Power**  
 - 600 mm  
 - Airflow 1000 m<sup>3</sup>/h

**600 mm**  
**14,995/-**

**CH 6003 SS PB BF Recirculation Mode**



- Glass visor in the front, 1 set of carbon filters included
- Bi-rotational technology, Baffle filter
- FRP housing
- 2x3 W LED candle bulbs
- Powerful Italian motor with TOP
- Recirculation mode
- Life time warranty

**Size & Suction Power**  
 - 600 mm  
 - Airflow 1000 m<sup>3</sup>/h

**600 mm**  
**15,995/-**

**CH 6002 SS PB BF**



- Push button control
- Baffle filter
- FRP housing
- 2x40 W lights
- Powerful Italian motor with TOP
- Life time warranty

**Size & Suction Power**  
 - 600 mm  
 - Airflow 750/1000 m<sup>3</sup>/h

(750 m<sup>3</sup>/h)  
**600 mm**  
**11,995/-**  
  
 (1000 m<sup>3</sup>/h)  
**600 mm**  
**14,695/-**



**Straight Line Chimneys**  
Great aesthetics  
with Intelligent  
technology

**CH 6001 SS PB BF**



- Bi-rotational technology
  - Baffle filter
  - FRP housing
  - 2x3 W LED candle bulbs
  - Powerful Italian motor with TOP
  - Push button control
  - Life time warranty
- Size & Suction Power**
- 600/700 mm
  - Airflow 1000 m<sup>3</sup>/h

600 mm	13,995/-
700 mm	15,395/-

**CH 6001 TS**



- Touch sensor control panel, Bi-rotational technology
  - Baffle filter, FRP housing
  - Energy saving 2x2 W LED lights
  - Powerful Italian motor with TOP
  - Glass visor in the front
  - Life time warranty
- Size & Suction Power**
- 600 mm
  - Airflow 1000 m<sup>3</sup>/h

600 mm	18,995/-
--------	----------

**CH 6000 Junior**



- Push button control
  - Baffle filter
  - FRP housing
  - 2x40 W lights
  - Powerful Italian motor with TOP
  - Life time warranty
- Size & Suction Power**
- 600 mm
  - Airflow 750/1000 m<sup>3</sup>/h
- Also available in Black finish in 1000 m<sup>3</sup>/h

(750 m <sup>3</sup> /h)	600 mm	9,995/-
(1000 m <sup>3</sup> /h)	600 mm	11,995/-



**Built-in Ovens/Microwaves**  
Performance  
and looks



There is a Glen oven for every kitchen and to suit every lifestyle, and each one scores high on performance and looks

Each Glen Built-in oven is a state-of-the-art piece: innovative touch control technology, precise functioning and a contemporary, minimalistic design that makes every kitchen look stylish. Glen ovens can be depended upon to give you perfect results, whether you're an expert or a novice. It is enjoyment guaranteed, while you cook, and after.



### LED TOUCH CONTROL & LCD DISPLAY

A gentle tap is all it takes to access all the convenient functions on your oven - the electronic timer, the minute-minder and the clock. LCD display is easy to read and also informs you about the cooking time left and the temperature.

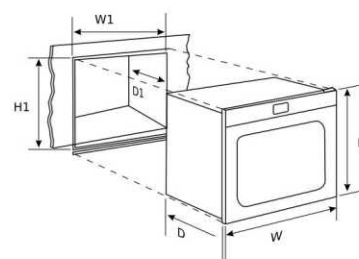


### PRE-SET AUTO COOKING

The pre-set auto-cook feature makes cooking a breeze and also gives food weight and temperature settings to ensure perfect results. You can also set it to suit your own preferences and create your own programs.

### SEALED DOORS

The oven doors are well sealed and cool to the touch; they have perfectly fitted door hinges and a double layer of full-width glass to keep the heat inside.



**BUILT-IN MICROWAVES****MO 677** (Capacity 25 litres)

- Electronic built-in-microwave with grill,
- Defrost, Cooking end signal, Child safety lock
- 60 minutes digital timer, Stainless steel cavity & frame
- 5 power levels, 2 grill power levels, Pull handle door
- 6 auto cook menus, Power output 900 W
- 1200 Watt Quartz grill, 270 mm glass turntable

**Dimension & Opening**

- Dimension (WxDxH) - 593x555x376 mm
- Opening (W1xD1xH1) - 565x560x368 mm

600 mm  
31,995/-

**MO 675** (Capacity 25 litres)

- Electronic clock, 8 auto menus, Interior - stainless steel
- Cooking end signal, Child safety lock, Delay protection
- Defrost by weight or time, 30 Sec. Speed Cook
- Interior light, Touch control, Microwave power - 900 W
- Comply with EUP A11 standards, Grill 1000 W
- Clock 24 hours, Timer 95 Min., Full glass fascia

**Dimension & Opening**

- Dimension (WxDxH) - 595x401x388 mm
- Opening (W1xD1xH1) - 560x500x380 mm

600 mm  
36,995/-

**MO 674** (Capacity 25 litres)

- Electronic clock, 8 auto menus, Jogwheel control
- Cooking end signal, Child safety lock, Delay protection
- Defrost by weight or time, Comply with EUP A11 standards
- Interior - Stainless steel, Microwave power - 900 W
- 30 Sec. Speed cook, Interior light, Grill 1100 W
- Convection 2500 W, Clock 24 hours, Timer 95 min

**Dimension & Opening**

- Dimension (WxDxH) - 594x470x388 mm
- Opening (W1xD1xH1) - 560x550x380 mm

600 mm  
41,995/-

**MO 672 Touch** (Capacity 35 litres)

- Functions: • Microwave • Defrost • Combi • Grill • Auto cook
- Large oven capacity, Preset auto cook menu, Clock 24 hr.
- Defrost by time and weight, Auto defrost, Touch control
- LCD display, Quick cooking, 5 microwave power levels
- Timer 60 min, Microwave cooking 1000 W, Grill 1500 W

**Dimension & Opening**

- Dimension (WxDxH) - 595x468x455 mm
- Opening (W1xD1xH1) - 565x560x450 mm

600 mm  
65,995/-

**MO 671** (Capacity 25 litres)

- Full glass digital control microwave
- Touch sensor control panel & + / - knobs, Cooking end signal
- Touch open door, Defrost by weight & time, ISI certified
- Microwave power 900W, Grill power 1000 W, Child safety lock
- Combi 1350W, Capacity 25 Litres, Grill function
- 8 Auto menus, 5 power settings, 95 minutes digital timer

**Dimension & Opening**

- Dimension (WxDxH): 594x403x382 mm
- Opening (W1xD1xH1): 560x550x380 mm

600 mm  
39,995/-

## BUILT-IN OVENS

**BO 663 Gas** (Capacity 65 litres)



- 3 Functions, Mechanical timer - 120 min.
- Triple safety system with Thermostat & F.F.D
- 3 layer door with viewing window, Motorized rotisserie
- Removable door plate, Forced cooling system
- Smoke Ventilation system, Oven light
- Wire rack with drip pan, Temperature setting 160/265°C

**Size & Suction Power**

- Dimension (WxDxH) - 595x575x595 mm
- Opening (W1xD1xH1) - 565x590x585 mm

600 mm  
52,990/-

**BO 661 Touch MR + Turbo** (Capacity 65 litres)



- 9 Functions oven, True convection oven with turbo fan, Touch control panel with thermostat push-out knobs
- Defrost & reservation function, Removable door plate, Motorised rotisserie, 5 Shelf position, Timer function with cooking end signal, Oven light, Child safety lock, Forced air cooling system, Three layer glass door, See through window, Energy rating - A, Max power 3000 Watt

**Dimension & Opening**

- Dimension (WxDxH) - 595x575x595 mm
- Opening (W1xD1xH1) - 560x570x600 mm

600 mm  
52,995/-

**BO 660 MR+Turbo** (Capacity 65 litres)



- 8 Functions, Enamel oven interior
- 3 layer door with viewing window, Removable door plate
- Removable rack support with shelf position
- Forced cooking system, Motorized rotisserie
- Mech. Timer - 120 min., 2700 Watt, Defrost,
- True convection oven with turbo fan, Enamelled interior
- Motorized rotisserie, Forced cooking system

**Dimension & Opening**

- Dimension (WxDxH) - 595x575x595 mm
- Opening (W1xD1xH1) - 565x590x585 mm

600 mm  
43,995/-

**BO 658 Touch** (Capacity 43 litres)



- 8 Functions, Large viewing window
- Double glass door, Touch control, LCD display
- Oven light, Child safety lock, Large oven capacity - 43L
- Timer 24 hours
- Grill plate, grill shelf, oil collect plate
- Convection oven with turbo fan, 2600 Watt

**Dimension & Opening**

- Dimension (WxDxH) - 595x540x455 mm
- Opening (W1xD1xH1) - 565x560x450 mm

600 mm  
55,995/-

**BO 657 Touch** (Capacity 56 litres)



- 8 Functions, Large viewing window
- Double glass door, Touch control, LCD display
- Oven light, Child safety lock, Large oven capacity - 56L
- Timer 24 hours
- Grill plate, Grill shelf, Oil collect plate
- Convection oven with turbo fan, 3010 Watt

**Dimension & Opening**

- Dimension (WxDxH) - 595x568x596 mm
- Opening (W1xD1xH1) - 565x575x585 mm

600 mm  
58,995/-



**Built-in Glass Hobs**  
Stronger  
Forged brass  
burners with flame  
failure device

A forged brass burner has a higher specific strength as well as higher toughness in comparison to a casting. This allows an engineer to design a burner that is lighter, stiffer and less susceptible to cracking than a casting product. Forging puts energy into the metal and changes the internal grain structure (crystalline). This change in the grain structure gives forging additional strength in comparison to the original metal.



#### FLAME FAILURE DEVICE

A unique safety mechanism, the device cuts off the gas supply the minute the flame is accidentally extinguished due to any liquid boiling over. Now no more chances of accidents or fire. Truly nothing values more than safety.



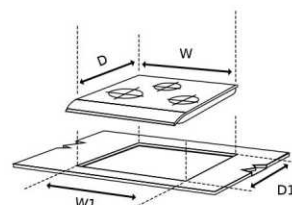
#### STRONGER FORGED BRASS BURNERS

Now with Double Ring Flame specially designed for Indian high energy cooking. These extra strong, long lasting brass burners made with forging technology are today simply the best burner option for Indian cooking.




#### STRONG VITREOUS ENAMELED PAN SUPPORTS

Robust and sturdy supports help to easily accommodate large and heavy vessels.



## BUILT-IN HOBS WITH FLAME FAILURE DEVICE

### BH 1095 SQ IN BB TR FFD



WxD - 900x510 mm || W1xD1 - 860x470 mm

- 8 mm thick toughened glass
- Italian gas valve for no sim-off
- Integrated multi-spark auto ignition AC 230-240 V
- Strong vitreous enamelled pan supports
- Enabled with flame failure device for total safety
- Bakelite knobs

#### Cooking Output

- Italian double ring burners with brass top
- 1 Triple ring, 2 Big and 2 Small burner

40,995/-

### BH 1074 X SQ IN BB TR FFD 70



WxD - 700x510 mm || W1xD1 - 662x473 mm

- 8 mm thick toughened glass
- Italian gas valve for no sim-off
- Integrated multi-spark auto ignition AC 230-240 V
- Strong vitreous enamelled pan supports
- Enabled with flame failure device for total safety
- Bakelite knobs

#### Cooking Output

- Italian double ring burners with brass top
- 1 Triple ring, 1 Big and 2 Small burner

31,995/-

### BH 1074 SQ IN BB TR FFD 77



WxD - 770x510 || W1xD1 - 720x470 mm

- 8 mm thick toughened glass
- Italian gas valve for no sim-off
- Integrated Multi-spark auto ignition AC 230-240 V
- Strong vitreous enamelled pan supports
- Enabled with flame failure device for total safety
- Bakelite knobs

#### Cooking Output

- Italian Double ring burner with Brass Top
- 1 Triple Ring, 1 Big & 2 Small burner

31,995/-

### BH 1073 SQ IN BB FFD



WxD - 730x420 mm || W1xD1 - 688x398 mm

- 8 mm thick toughened glass
- Italian gas valve for no sim-off
- Integrated multi-spark auto ignition AC 230-240 V
- Strong vitreous enamelled pan supports
- Enabled with flame failure device for total safety
- Bakelite knobs

#### Cooking Output

- Italian double ring burners with brass top
- 2 big and 1 small burner

23,995/-

### BH 1095 SQ DB TR FFD



WxD - 900x510 mm || W1xD1 - 860x470 mm

- 8 mm thick toughened glass
- Italian gas valve for no sim-off
- Integrated multi-spark auto ignition AC 230-240 V
- Strong vitreous enamelled pan supports
- Enabled with flame failure device for total safety
- Bakelite knobs

#### Cooking Output

- Forged brass burner with double ring flame
- 1 Triple ring, 2 big and 2 small burner

38,995/-

### BH 1074 SQ HT DB TR FFD 77



WxD - 770x510 mm || W1xD1 - 723x474 mm


- 8 mm thick toughened glass
- Italian gas valve for no sim-off
- Integrated multi-spark auto ignition DC 1.5 V
- Strong vitreous enamelled pan supports
- Enabled with flame failure device for total safety
- Can be used as Hob Top or Built-in as per requirement
- Bakelite knobs

#### Cooking Output

- Forged brass burner with double ring flame
- 1 triple ring, 1 big and 2 small burner

30,995/-

### BH 1073 SQ HT DB FFD



WxD - 730x420 mm || W1xD1 - 688x390 mm

- 8 mm thick toughened glass
- Italian gas valve for no sim-off
- Integrated multi-spark auto ignition DC 1.5 V
- Strong vitreous enamelled pan supports
- Enabled with flame failure device for total safety
- Can be used as hob top or built-in as per requirement
- Bakelite knobs

#### Cooking Output

- Forged brass burner with double ring flame
- 2 big and 1 small burner

22,995/-

### BH 1074 FB BW AI FFD



WxDxH - 770x510x130 mm

- 8 mm thick reinforced toughened glass
- Bevelled on all sides, Rich matt steel body
- Smart & elegant knobs, Matt stainless steel drip tray
- Integrated multi-spark auto ignition DC 1.5 V
- Enabled with flame failure device for total safety
- Strong vitreous enamelled pan supports
- **Warranty:** Burner 5 years

#### Cooking Output

- Forged brass burner
- 1 High flame, 1 big and 2 small burner

22,995/-

### BH 1073 FB BW AI FFD



WxDxH - 730x420x130 mm

- 8 mm thick reinforced toughened glass
- Bevelled on all sides, Rich matt Steel body
- Smart & elegant knobs, Matt stainless steel drip tray
- Integrated multi-spark auto ignition DC 1.5 V
- Enabled with flame failure device for total safety
- Strong vitreous enamelled pan supports
- **Warranty:** Burner 5 years

#### Cooking Output

- Forged brass burner
- 1 High flame, 1 big and 1 small burner

18,995/-

Built-in Glass Hobs

Italian double  
ring burner with  
Italian gas valve





Indian cooking requires much more heat than the low heat European sealed burners can provide and we are used to a double ring of flame for our cooking. Glen hobs now come with international double ring burners specially designed & developed by Sabaf, Italy for Indian cooking.



**STRONG VITREOUS ENAMELLED PAN SUPPORTS**

Robust and sturdy supports help to easily accommodate large and heavy vessels.



**BAKELITE KNOBS**

Smart & elegant bakelite knobs for that firm grip and professional look. These international knobs are strong and sturdy to use.



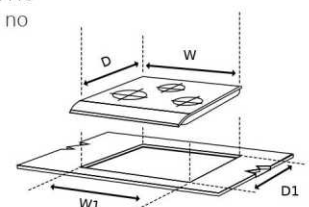
**TOUGHENED BLACK GLASS 8 MM THICK**

The elegant black glass surface doesn't just look stunning – it makes your Glen hob a breeze to clean, and resists scratches, stains, impact and heat.



**ITALIAN GAS VALVES**

High precision Italian gas valves for total safety and a perfect flame control. No more gas leakages and no more sim-off.



**BUILT-IN HOBS WITH DOUBLE RING ITALIAN BURNERS****BH 1074 SQ IN**


WxD - 700x510 mm || W1xD1 - 658x479 mm

- 8 mm thick toughened glass
- Italian gas valve for no sim-off
- Integrated multi-spark auto ignition AC 230-240 V
- Strong vitreous enamelled pan supports
- Bakelite knobs
- **Warranty:** Glass 5 years

**Cooking Output**

- Italian double ring burner specially designed for Indian cooking
- 2 big and 2 small burner

18,995/-

**BH 1073 SQ IN**


WxD - 730x420 mm || W1xD1 - 688x398 mm

- 8 mm thick toughened glass
- Italian gas valve for no sim-off
- Integrated multi-spark auto ignition AC 230-240 V
- Strong vitreous enamelled pan supports
- Bakelite knobs
- **Warranty:** Glass 5 years

**Cooking Output**

- Italian double ring burner specially designed for Indian cooking
- 2 big and 1 small burner

15,995/-

**BH 1073 SQ IN TR**

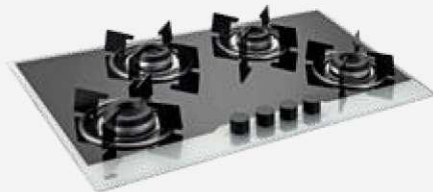
WxD - 730x420 mm || W1xD1 - 688x398 mm

- 8 mm thick toughened glass
- Italian gas valve for no sim-off
- Integrated multi-spark auto ignition AC 230-240 V
- Strong vitreous enamelled pan supports
- Bakelite knobs
- **Warranty:** Glass 5 years

**Cooking Output**

- Italian double ring burner specially designed for Indian cooking
- 1 triple ring, 1 big and 1 small burner

16,995/-

**BH 1074 IN BW**


WxD - 770x510 mm || W1xD1 - 723x474 mm

- 8 mm thick reinforced toughened glass
- Beveled on all sides, Alloy knobs
- Italian gas valve for no sim-off
- Integrated multi-spark auto ignition AC 230-240 V
- Cast iron pan supports
- **Warranty:** Glass 5 years

**Cooking Output**

- Italian double ring burner specially designed for Indian cooking
- 2 big and 2 small burner

20,995/-

**BH 1073 IN BW**

WxD - 730x420 mm || W1xD1 - 688x390 mm

- 8 mm thick reinforced toughened glass
- Beveled on all sides, Alloy knobs
- Italian gas valve for no sim-off
- Integrated multi-spark auto ignition AC 230-240 V
- Cast iron pan supports
- **Warranty:** Glass 5 years

**Cooking Output**

- Italian double ring burner specially designed for Indian cooking
- 2 Big and 1 Small burner

17,995/-



### BH 1073 SQ IN BB



WxD - 730x420 mm || W1xD1 - 688x398 mm

- 8 mm thick toughened glass
- Italian gas valve for no sim-off
- Integrated multi-spark auto ignition AC 230-240 V
- Strong vitreous enamelled pan supports
- Stainless steel drip tray
- Bakelite knobs

#### Cooking Output

- Italian double ring burners with brass top
- 2 big and 1 small burner

19,995/-



**Built-in Glass Hobs**

Forged brass  
double ring  
burners

Elegant black glass, superlative aesthetics and convenient operation make Glen glass hobs the best choice for every kitchen. In addition these hobs come with forged brass double ring burners specially developed for Indian high energy cooking.



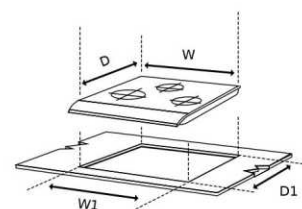
#### FORGED BRASS DOUBLE RING BURNERS

Now get the best of both worlds, the extra strong, long lasting brass burners made with forged technology now come with the high energy, high efficiency Double Ring Flame.



#### STRONG VITREOUS ENAMELLED PAN SUPPORTS

Robust and sturdy supports help to easily accommodate large and heavy vessels.



**BUILT-IN HOBS WITH DOUBLE RING FORGED BRASS BURNERS****BH 1095 SQ DB TR**

WxD - 900x510 || W1xD1 - 860x470 mm

- 8 mm thick toughened glass
- Italian gas valve for no sim-off
- Integrated multi-spark auto ignition AC 230-240 V
- Strong vitreous enamelled pan supports
- Stainless steel drip tray, Smart and elegant knobs
- **Warranty:** Glass 5 years

**Cooking Output**

- Forged brass burner with double ring flame
- 1 triple ring, 2 big and 2 small burner

31,995/-

**BH 1094 SQ DB TR**

WxD - 900x410 || W1xD1 - 860x360 mm

- 8 mm thick toughened glass
- Italian gas valve for no sim-off
- Integrated multi-spark auto ignition AC 230-240 V
- Strong vitreous enamelled pan supports
- Stainless steel drip tray, smart and elegant knobs
- **Warranty:** Glass 5 years

**Cooking Output**

- Forged brass burner with double ring flame
- 1 triple ring, 1 big and 2 small burner

28,995/-

**BH 1094 XL SQ DB TR**

WxD - 900x510 || W1xD1 - 860x470 mm

- 8 mm thick toughened glass
- Italian gas valve for no sim-off
- Integrated multi-spark auto ignition AC 230-240 V
- Strong vitreous enamelled pan supports
- Stainless steel drip tray, Smart and elegant knobs
- **Warranty:** Glass 5 years

**Cooking Output**

- Forged brass burner with double ring flame
- 1 Triple ring, 1 big and 2 small burner

29,995/-

**BH 1074 SQ DB**

WxD - 700x510 || W1xD1 - 658x479 mm

- 8 mm thick toughened glass
- Italian gas valve for no sim-off
- Integrated multi-spark auto ignition AC 230-240 V
- Strong vitreous enamelled pan supports
- Bakelite knobs
- **Warranty:** Glass 5 years

**Cooking Output**

- Forged brass burner with double ring flame
- 2 big and 2 small burner

21,995/-

**BH 1074 SQ DB TR 77cm**

WxD - 770x510 || W1xD1 - 723x474 mm

- 8 mm thick toughened glass
- Italian gas valve for no sim-off
- Integrated multi-spark auto ignition AC 230-240 V
- Strong vitreous enamelled pan supports
- Bakelite knobs
- **Warranty:** Glass 5 years

**Cooking Output**

- Forged brass burner with double ring flame
- 1 triple ring, 1 big and 2 small burner

24,995/-

### BH 1073 SQ DB



WxD - 730x420 || W1xD1 - 688x390 mm

- 8 mm thick toughened glass
- Italian gas valve for no sim-off
- Integrated multi-spark auto ignition AC 230-240 V
- Strong vitreous enamelled pan supports
- Bakelite knobs
- **Warranty:** Glass 5 years

#### Cooking Output

- Forged brass burner with double ring flame
- 2 big and 1 small burner

17,995/-

### BH 1064 DLX DB



WxD - 600x510 || W1xD1 - 558x478 mm

- 8 mm thick toughened glass
- Italian gas valve for no sim-off
- Integrated multi-spark auto ignition AC 230-240 V
- Strong vitreous enamelled pan supports
- Smart and elegant bakelite knobs

#### Cooking Output

- Forged brass burner with double ring flame
- 2 big and 2 small burner

21,995/-

### BH 1063 SQ DB



WxD - 600x510 || W1xD1 - 558x478 mm

- 8 mm thick toughened glass
- Italian gas valve for no sim-off
- Integrated multi-spark auto ignition AC 230-240 V
- Strong vitreous enamelled pan supports
- Bakelite knobs
- **Warranty:** Glass 5 years

#### Cooking Output

- Forged brass burner with double ring flame
- 2 big and 1 small burner

17,995/-

### BH 1061 SS DB TR



WxD - 590x495 || W1xD1 - 570x483 mm

- Italian gas valve for no sim-off
- Integrated multi-spark auto ignition AC 230-240 V
- Strong mild steel pan supports
- Smart and elegant knobs

#### Cooking Output

- Forged brass burner with double ring flame
- 1 triple ring, 2 big and 1 small burner

18,995/-

### BH 1012 RO DB



WxD - 330x510 || W1xD1 - 268x476 mm

- 8 mm thick toughened glass
- Italian gas valve for no sim-off
- Integrated multi-spark auto ignition AC 230-240 V
- Strong vitreous enamelled pan supports
- Bakelite knobs
- **Warranty:** Glass 5 years

#### Cooking Output

- Forged brass burner with double ring flame
- 1 big and 1 small burner

12,995/-



## BUILT-IN-HOBS WITH SEALED BURNERS

### BH 1073 TR Glass



WxD - 730x420 || W1xD1 - 688x390 mm

- 8 mm thick toughened glass
- Italian gas valve for no sim-off
- Integrated multi-spark auto ignition AC 230-240 V
- Strong MS pan supports, Stainless steel drip tray
- Bakelite knobs

#### Cooking Output

- European sealed burners
- 1 triple ring, 1 rapid and 1 semi-rapid burner

14,990/-

### BH 1065 TR Glass



WxD - 600x510 || W1xD1 - 558x478 mm

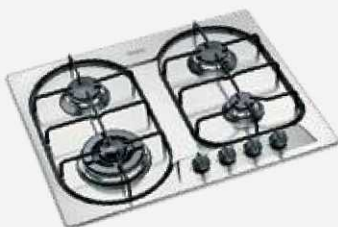
- 8 mm thick toughened glass
- Italian gas valve for no sim-off
- Integrated multi-spark auto ignition AC 230-240 V
- Strong MS pan supports, Stainless steel drip tray
- Bakelite knobs

#### Cooking Output

- European sealed burners
- 1 triple ring, 1 auxiliary and 2 semi-rapid burner

14,990/-

### BH 1061 TR SS



WxD - 590x500 || W1xD1 - 570x483 mm

- Matt steel body
- Strong mild steel pan supports
- Italian gas valve for no sim-off
- Integrated multi-spark auto ignition AC 230-240 V
- Bakelite knobs

#### Cooking Output

- European sealed burners
- 1 Triple ring, 1 auxiliary and 2 semi-rapid burner

13,990/-



## FREE STANDING HOBS WITH FORGED BRASS BURNERS

### BH 1074 FB BW



WxDxH - 770x550x135 mm

- 8 mm thick reinforced toughened glass, Bevelled on all sides
- Rich matt steel body, Smart & elegant knobs
- Matt stainless steel drip tray
- Integrated multi-spark auto ignition DC 1.5 V (AI Model)
- Strong vitreous enamelled pan supports
- ISI certified (BH 1074 FB BW)
- **Warranty:** Glass 5 years, Burner 5 years

#### Cooking Output

- Forged brass burner
- 1 high flame, 1 big and 2 small burner

15,995/-

16,995/-  
(AI Model)

### BH 1074 FB BW AI FFD



WxDxH - 770x510x130 mm

- 8 mm thick reinforced toughened glass
- Bevelled on all sides, Rich matt steel body
- Smart & elegant knobs, Matt stainless steel drip tray
- Integrated multi-spark auto ignition DC 1.5 V
- Enabled with flame failure device for total safety
- Strong vitreous enamelled pan supports
- **Warranty:** Burner 5 years

#### Cooking Output

- Forged brass burner
- 1 High flame, 1 big and 2 small burner

22,995/-

### BH 1073 FB BW



WxDxH - 730x420x130 mm

- 8 mm thick reinforced toughened glass, Bevelled on all sides
- Rich matt steel body, Smart & elegant knobs
- Matt stainless steel drip tray
- Integrated multi-spark auto ignition DC 1.5 V (AI Model)
- Strong vitreous enamelled pan supports
- ISI certified (BH 1073 FB BW)
- **Warranty:** Glass 5 years, Burner 5 years

#### Cooking Output

- Forged brass burner
- 1 high flame, 1 big and 1 small burner

13,995/-

14,995/-  
(AI Model)

### BH 1073 FB BW AI FFD



WxDxH - 730x420x130 mm

- 8 mm thick reinforced toughened glass
- Bevelled on all sides, Rich matt steel body
- Smart & elegant knobs, Matt stainless steel drip tray
- Integrated multi-spark auto ignition DC 1.5 V
- Enabled with flame failure device for total safety
- Strong vitreous enamelled pan supports
- **Warranty:** Burner 5 years

#### Cooking Output

- Forged Brass burner
- 1 high flame, 1 big and 1 small burner

18,995/-

## HOBS TOPS WITH DOUBLE RING ITALIAN BURNERS

### BH 1074 SQF IN



WxD - 700x510 || W1xD1 - 655x476 mm


- 8 mm thick toughened glass
- Italian gas valve for no sim-off
- Integrated multi-spark auto ignition DC 1.5 V
- Strong vitreous enamelled pan supports
- Bakelite knobs
- **Warranty:** Glass 5 years

#### Cooking Output

- Italian double ring burner specially designed for Indian cooking
- 2 big and 2 small burner

19,995/-

### BH 1074 IN BW with Frame



WxD - 770x510 || W1xD1 - 723x474 mm

- 8 mm thick reinforced toughened glass
- Beveled on all sides, Alloy knobs
- Italian gas valve for no sim-off
- Integrated multi-spark auto ignition DC 1.5 V
- Strong vitreous enamelled pan supports
- **Warranty:** Glass 5 years

#### Cooking Output

- Italian double ring burner specially designed for Indian cooking
- 2 Big and 2 Small burner

21,995/-

### BH 1073 SQF IN



WxD - 730x420 || W1xD1 - 685x386 mm


- 8 mm thick toughened glass
- Italian gas valve for no sim-off
- Integrated multi-spark auto ignition DC 1.5 V
- Strong vitreous enamelled pan supports
- Bakelite knobs
- **Warranty:** Glass 5 years

#### Cooking Output

- Italian double ring burner specially designed for Indian cooking
- 2 Big and 1 Small burner

16,995/-

### BH 1073 IN BW with Frame



WxD - 730x420 || W1xD1 - 688x390 mm

- 8 mm thick reinforced toughened glass
- Beveled on all sides, Alloy knobs
- Italian gas valve for no sim-off
- Integrated multi-spark auto ignition DC 1.5 V
- Strong vitreous enamelled pan supports
- **Warranty:** Glass 5 years

#### Cooking Output

- Italian double ring burner specially designed for Indian cooking
- 2 big and 1 small burner

18,995/-

### BH 1022 SQF IN



WxD - 660x330 || W1xD1 - 630x300 mm

- 8 mm thick toughened glass
- Italian gas valve for no sim-off
- Integrated multi-spark auto ignition DC 1.5 V
- Strong vitreous enamelled pan supports, Bakelite knobs
- **Warranty:** Glass 5 years


#### Cooking Output

- Italian double ring burner specially designed for Indian cooking
- 1 big and 1 small burner

12,995/-

## HOBS TOPS WITH DOUBLE RING FORGED BRASS BURNERS

### BH 1074 BW SQ DB 70



WxD - 700x510 || W1xD1 - 658x479 mm

- 8 mm thick reinforced toughened glass
- Italian gas valve for no sim-off
- Integrated Multi-spark auto ignition AC 230-240 V
- Strong vitreous enamelled pan supports
- Smart and elegant knobs
- Beveled on all sides
- **Warranty:** Glass 5 years

#### Cooking Output

- Forged brass burner with double ring flame
- 2 Big and 2 Small burner

24,495/-

### BH 1074 SQ HT DB



WxD - 700x510 || W1xD1 - 650x470 mm


- 8 mm thick toughened glass
- Italian gas valve for no sim-off
- Integrated Multi-spark auto ignition DC 1.5 V
- Strong vitreous enamelled pan supports
- Stainless steel drip tray, Bakelite knobs
- **Warranty:** Glass 5 years

#### Cooking Output

- Forged brass burner with double ring flame
- 2 big and 2 small burner

21,995/-

### BH 1074 SQ HT DB TR 77



WxD - 770x510 || W1xD1 - 723x474 mm

- 8 mm thick toughened glass
- Italian gas valve for no sim-off
- Integrated Multi-spark auto ignition DC 1.5 V
- Strong vitreous enamelled pan supports
- Smart and elegant bakelite knobs
- **Warranty:** Glass 5 years

#### Cooking Output

- Forged brass burner with double ring flame
- Triple ring burner for faster cooking
- 1 triple ring, 1 big and 2 small burner

25,995/-

### BH 1074 HT DB BW 77



WxD - 770x510 || W1xD1 - 720x470 mm


- 8 mm thick reinforced toughened glass
- Beveled on all sides, Smart & elegant knobs
- Italian gas valve for no sim-off
- Integrated multi-spark auto ignition DC 1.5 V
- Strong vitreous enamelled pan supports

#### Cooking Output

- Forged brass burner with double ring flame
- 2 big and 2 small burner

25,495/-

### BH 1073 HT DB BW



WxD - 730x420 || W1xD1 - 688x390 mm

- 8 mm thick reinforced toughened glass
- Beveled on all sides, Smart & elegant knobs
- Italian gas valve for no sim-off
- Integrated multi-spark auto ignition DC 1.5 V
- Strong vitreous enamelled pan supports
- **Warranty:** Glass 5 years

#### Cooking Output

- Forged brass burner with double ring flame
- 2 big and 1 small burner

20,995/-

**BH 1073 SQ DB with Frame**



WxD - 730x420 || W1xD1 - 688x390 mm

- 8 mm thick toughened glass
- Italian gas valve for no sim-off
- Integrated multi-spark auto ignition DC 1.5 V
- Strong vitreous enamelled pan supports
- Bakelite knobs
- **Warranty:** Glass 5 years

**Cooking Output**

- Forged brass burner with double ring flame
- 2 big and 1 small burner

18,995/-

**BH 1073 SQ HT DB TR**



WxD - 730x420 || W1xD1 - 688x390 mm

- 8 mm thick toughened glass
- Italian gas valve for no sim-off
- Integrated Multi-spark auto ignition DC 1.5 V
- Strong vitreous enamelled pan supports
- Stainless steel drip tray, Bakelite knobs
- **Warranty:** Glass 5 years

**Cooking Output**

- Forged brass burner with double ring flame
- Triple ring burner for faster cooking
- 1 triple ring, 1 big and 1 small burner

19,995/-

**BH 1073 SQ HT DB**



WxD - 730x420 || W1xD1 - 688x390 mm

- 8 mm thick toughened glass
- Italian gas valve for no sim-off
- Integrated multi-spark auto ignition DC 1.5 V
- Strong vitreous enamelled pan supports
- Stainless steel drip tray, Bakelite knobs
- **Warranty:** Glass 5 years

**Cooking Output**

- Forged brass burner with double ring flame
- 2 big and 1 small burner

18,995/-

**1065 X RO HT DB**



WxD - 650x510 || W1xD1 - 606x473 mm

- 8 mm thick toughened glass
- Italian gas valve for no sim-off
- Integrated multi-spark auto ignition DC 1.5 V
- Strong vitreous enamelled round pan supports
- Stainless steel drip tray
- Bakelite knobs

**Cooking Output**

- Forged brass burner with double ring flame
- 2 big and 2 small burner

20,995/-

**BH 1064 RO HT DB**



WxD - 600x510 || W1xD1 - 558x478 mm

- 8 mm thick toughened glass
- Italian gas valve for no sim-off
- Integrated multi-spark auto ignition DC 1.5 V
- Strong vitreous enamelled pan supports
- Bakelite Knobs Painted
- **Warranty:** Glass 5 years

**Cooking Output**

- Forged brass burner with double ring flame
- 2 big and 2 small burner

20,995/-



### BH 1022 SQ HT DB



WxD - 660x330 || W1xD1 - 620x290 mm

- 8 mm thick toughened glass
- Italian gas valve for no sim-off
- Integrated multi-spark auto ignition DC 1.5 V
- Strong vitreous enamelled pan supports
- Bakelite knobs painted
- **Warranty:** Glass 5 years

#### Cooking Output

- Forged brass burner with double ring flame
- 1 big and 1 small burner

14,995/-

Glass Cooktops

Stronger forged  
brass burners with  
ame failure  
device



A forged brass burner has a higher specific strength as well as higher toughness in comparison to a casting. This makes the burner lighter, stiffer and less susceptible to cracking than casting. Forging puts energy into the metal and changes the internal grain structure (crystalline), giving it additional strength.



#### FLAME FAILURE DEVICE

A unique safety mechanism, the device cuts off the gas supply the minute the flame is accidentally extinguished due to any liquid boiling over. Now no more chances of accidents or fire. Truly nothing values more than safety.



#### STRONGER FORGED BRASS BURNERS

Now get the best of both worlds, the extra strong, long lasting brass burners made with forged technology now come with the high energy, high efficiency Double Ring Flame. Specially designed for Indian cooking these are available in a choice of burner configurations.



#### STRONG VITREOUS ENAMELLED PAN SUPPORTS

Robust and sturdy supports help to easily accommodate large and heavy vessels.

## GLASS COOKTOPS WITH FLAME FAILURE DEVICE

### CT 1048 SQ GT AI FB FFD



- 8 mm thick toughened glass
- Rich matt stainless steel body
- Multi-spark auto ignition
- Enamelled pan supports
- Enabled with flame failure device for total safety
- Ergonomic knobs
- **Warranty:** Glass 5 years, Gas valve 5 years, Burner 5 years

21,395/-

- Cooking Output**
- Forged brass burner
  - 1 high flame, 1 big and 2 small burner

### CT 1048 SQ GT AI FB TR FFD



- 8 mm thick toughened glass
- Rich matt stainless steel body
- Multi-spark auto ignition, Enamelled pan supports
- Enabled with flame failure device for total safety
- Ergonomic knobs
- **Warranty:** Glass 5 years, Gas valve 5 years, Burner 5 years

25,395/-

- Cooking Output**
- Forged brass burner
  - Triple ring burner for faster cooking
  - 1 triple ring, 1 big and 2 small burner

### CT 1041 GT HF FFD



- Easy to clean toughened black glass top
- Sturdy pan supports
- Stainless steel drip tray
- ISI certified
- Revolving inlet nozzle
- Enabled with flame failure device for total safety

17,395/-

- Cooking Output**
- Fuel efficient Brass burner
  - 1 high flame, 1 big and 2 small burner

### CT 1038 SQ GT AI FB FFD



- 8 mm thick toughened glass
- Rich matt stainless Steel body
- Multi-spark auto ignition
- Enamelled pan supports
- Enabled with flame failure device for total safety
- Ergonomic knobs
- **Warranty:** Glass 5 years, Gas valve 5 years, Burner 5 years

18,395/-

- Cooking Output**
- Forged brass burner
  - 1 high flame, 1 big and 1 small burner

### CT 1033 GT HF BB FFD



- Easy to clean toughened black glass top
- Sturdy pan supports
- Stainless steel drip tray
- ISI Certified
- Revolving inlet nozzle
- Enabled with flame failure device for total safety

13,395/-

- Cooking Output**
- Fuel efficient Brass burner
  - 1 high flame, 1 big and 1 small burner



### CT 1020 GT BB FFD



WxDxH - 600x380x130 mm

- Easy to clean toughened black glass top
- Sturdy pan supports
- Stainless steel drip tray
- ISI Certified
- Revolving inlet nozzle
- Enabled with flame failure device for total safety

- Cooking Output**
- Fuel efficient brass burner
  - 1 big and 1 small burner

9,395/-



## GLASS COOKTOPS WITH SQUARE PAN SUPPORT

### CT 1049 SQ GT Forged BB



WxDxH - 905x450x140 mm

- 8 mm thick toughened glass
- Rich matt Stainless Steel body, Enamelled pan supports
- Multi-spark auto ignition (AI Model)
- ISI certified (CT 1049 SQ GT Forged BB)
- Matt stainless steel drip tray, Ergonomic knobs
- **Warranty:** Glass 5 years, Gas valve 5 years, Burner 5 years

- Cooking Output**
- Forged brass burner
  - 1 high flame, 1 big and 2 small burner

13,395/-

14,395/-  
(AI Model)

### CT 1048 SQ GT BL Forged BB



WxDxH - 705x570x140 mm

- 8 mm thick toughened glass
- Black powder coated body, Enamelled pan supports
- Multi-spark auto ignition (AI Model)
- ISI certified (CT 1048 SQ GT BL Forged BB)
- Matt stainless steel drip tray, Ergonomic knobs
- **Warranty:** Glass 5 years, Gas valve 5 years, Burner 5 years

- Cooking Output**
- Forged brass burner
  - 1 high flame, 1 big and 2 small burner

12,895/-

13,895/-  
(AI Model)

CT 1048 SQ GT Forged BB



- 8 mm thick toughened glass
- Rich matt stainless steel body, Enamelled pan supports
- Multi-spark auto ignition (AI Model)
- ISI certified (CT 1048 SQ GT SS Forged BB)
- Matt stainless steel drip tray, Ergonomic knobs
- **Warranty:** Glass 5 years, Gas valve 5 years, Burner 5 years

12,895/-  
13,895/-  
(AI Model)

- Cooking Output**
- Forged brass burner
  - 1 high flame, 1 big and 2 small burner

CT 1038 SQ GT Forged BB



- 8 mm thick toughened glass
- Rich matt stainless Steel body, Enamelled pan supports
- Multi-spark auto ignition (AI Model)
- ISI certified (CT 1038 SQ GT SS Forged BB)
- Matt stainless steel drip tray, ergonomic knobs
- **Warranty:** Glass 5 years, Gas valve 5 years, Burner 5 years

11,395/-  
12,395/-  
(AI Model)

- Cooking Output**
- Forged brass burner
  - 1 high flame, 1 big and 1 small burner

CT 1038 SQ GT BL Forged BB



- 8 mm thick toughened glass
- Black powder coated body, Enamelled pan supports
- Multi-spark auto ignition (AI Model)
- ISI certified (CT 1038 SQ GT BL Forged BB)
- Matt stainless steel drip tray, Ergonomic knobs
- **Warranty:** Glass 5 years, Gas valve 5 years, Burner 5 years

11,395/-  
12,395/-  
(AI Model)

- Cooking Output**
- Forged brass burner
  - 1 high flame, 1 big and 1 small burner

MIRROR GLASS COOKTOPS

CT 1048 GT Forged BB Mirror



- Reinforced mirror finish toughened glass
- Rich matt Stainless steel body & drip tray
- Multi-spark auto ignition (AI Model)
- ISI Certified (CT 1048 GT Forged BB Mirror)
- 4 mm thick vitreous enamelled pan supports
- **Warranty:** Glass 5 years, Gas valve 5 years, Burner 5 years

13,395/-  
14,395/-  
(AI Model)

- Cooking Output**
- Forged brass burner
  - 1 high flame, 1 big and 2 small burner

### CT 1048 GT FB Mirror Black



- Reinforced mirror finish toughened glass
- Black powder coated body & SS drip tray
- Multi-spark auto ignition (AI Model)
- ISI Certified (CT 1048 GT Forged BB Mirror Black)
- 4 mm thick vitreous enamelled pan supports
- **Warranty:** Glass 5 years, Gas valve 5 years, Burner 5 years

13,395/-

14,395/-  
(AI Model)

#### Cooking Output

- Forged brass burner
- 1 high flame, 1 big and 2 small burner

### CT 1042 GT Forged BB Mirror



- Reinforced mirror finish toughened glass
- Rich matt Stainless steel body & drip tray
- Multi-spark auto ignition (AI Model)
- ISI certified (CT 1042 GT Forged BB Mirror)
- 4 mm thick vitreous enamelled pan supports
- **Warranty:** Glass 5 years, Gas valve 5 years, Burner 5 years

12,395/-

13,395/-  
(AI Model)

#### Cooking Output

- Forged brass burner
- 1 high flame, 1 big and 2 small burner

### CT 1042 GT FBB Mirror Black



- Reinforced mirror finish toughened glass
- Black powder coated body & SS drip tray
- Multi-spark auto ignition (AI Model)
- ISI certified (CT 1042 GT Forged BB Mirror Black)
- 4 mm thick vitreous enamelled pan supports
- **Warranty:** Glass 5 years, Gas valve 5 years, Burner 5 years

12,395/-

13,395/-  
(AI Model)

#### Cooking Output

- Forged Brass burner
- 1 High Flame, 1 Big and 2 Small burner

### CT 1038 GT Forged BB Mirror



- Reinforced mirror finish toughened glass
- Rich matt stainless steel body & drip tray
- Multi-spark auto ignition (AI Model)
- ISI Certified (CT 1038 GT Forged BB Mirror)
- 4 mm thick vitreous enamelled pan supports
- **Warranty:** Glass 5 years, Gas valve 5 years, Burner 5 years

11,595/-

12,695/-  
(AI Model)

#### Cooking Output

- Forged brass burner
- 1 high flame, 1 big and 1 small burner

### CT 1038 GT Forged BB Mirror Black



- Reinforced mirror finish toughened glass
- Black powder coated body & SS drip tray
- Multi-spark auto ignition (AI Model)
- ISI certified (CT 1038 GT Forged BB Mirror Black)
- 4 mm thick vitreous enamelled pan supports
- **Warranty:** Glass 5 years, Gas valve 5 years, Burner 5 years

11,595/-

12,695/-  
(AI Model)

#### Cooking Output

- Forged brass burner
- 1 high flame, 1 big and 1 small burner

## GLASS COOKTOPS WITH FORGED BRASS BURNERS

## CT 1049 GT Forged BB



WxDxH - 950x440x118 mm

- 8 mm thick toughened glass top
- Rich matt stainless steel body & drip tray
- Multi-spark auto ignition (AI Model)
- ISI certified (CT 1049 GT Forged BB)
- 4 mm thick extra strong pan supports
- **Warranty:** Glass 5 years, Gas valve 5 years, Burner 5 years

**Cooking Output**

- Forged brass burner
- 1 high flame, 1 big and 2 small burner

12,395/-

13,395/-  
(AI Model)

## CT 1048 GT Forged BB



WxDxH - 700x565x118 mm

- 8 mm thick toughened glass top
- Rich matt stainless steel body & drip tray
- Multi-spark auto ignition (AI Model)
- ISI certified (CT 1048 GT Forged BB)
- 4 mm thick extra strong pan supports
- **Warranty:** Glass 5 years, Gas valve 5 years, Burner 5 years

**Cooking Output**

- Forged brass burner
- 1 high flame, 1 big and 2 small burner

11,495/-

12,495/-  
(AI Model)

## CT 1042 GT Forged BB



WxDxH - 600x565x118 mm

- 8 mm thick toughened glass top
- Rich matt Stainless steel body & drip tray
- Multi-spark auto ignition (AI Model)
- ISI certified (CT 1042 GT Forged BB)
- 4 mm thick extra strong pan supports
- **Warranty:** Glass 5 years, Gas valve 5 years, Burner 5 years

**Cooking Output**

- Forged brass burner
- 1 high flame, 1 big and 2 small burner

10,795/-

11,795/-  
(AI Model)

## CT 1041 GT Forged BB



WxDxH - 600x565x118 mm

- Easy to clean toughened glass top
- Sturdy pan supports
- Multi-spark auto ignition (AI Model)
- ISI certified (CT 1041 GT FBB)
- Stainless steel drip tray
- **Warranty:** Glass 2 years, Burner 5 years

**Cooking Output**

- Forged brass burner
- 2 big and 2 small burner

10,795/-

11,795/-  
(AI Model)

## CT 1041 GT Forged BB Black



WxDxH - 600x565x118 mm

- Easy to clean toughened black glass top
- Sturdy pan supports
- Multi-spark auto ignition (AI Model)
- ISI certified (CT 1041 GT FBB Black)
- Stainless steel drip tray
- **Warranty:** Glass 2 years, Burner 5 years

**Cooking Output**

- Forged brass burner
- 2 big and 2 small burner

10,795/-

11,795/-  
(AI Model)

### CT 1038 GT FB DD



WxDxH - 780x455x118 mm

- 8 mm thick toughened glass, Rich matt steel body
- 4 mm thick sturdy pan supports
- Stainless steel drip tray (1 removable & other fixed)
- Auto ignition option (AI Model)
- ISI certified (CT 1038 GT FB DD)
- **Warranty:** Glass 5 years, Gas valve 5 years, Burner 5 years

#### Cooking Output

- Forged brass burner
- 1 high flame burner for faster cooking
- 1 big & 1 small burners

10,395/-

11,395/-  
(AI Model)

### CT 1038 GT FB DD Black



WxDxH - 780x455x118 mm

- 8 mm thick toughened glass top
- 4 mm thick sturdy pan supports
- Multi-spark auto ignition (AI Model)
- ISI certified (CT 1038 GT FB DD Black)
- Stainless steel drip tray (1 removable & other fixed)
- Black powder coated body
- **Warranty:** Glass 5 years, Gas valve 5 years, Burner 5 years

#### Cooking Output

- Forged brass burner
- 1 high flame, 1 big and 1 small burner

10,395/-

11,395/-  
(AI Model)

### CT 1035 GT Retro



WxDxH - 726x390x155 mm

- Easy to clean toughened glass top
- Solid stainless steel body with drawn sides
- Multi-spark auto ignition (AI Model)
- ISI certified (CT 1035 GT Retro)
- 4 mm thick sturdy pan supports, Matt SS drip tray
- **Warranty:** Glass 2 years, Burner 5 years

#### Cooking Output

- Forged brass burner
- 1 high flame, 1 big and 1 small burner

8,295/-

9,395/-  
(AI Model)

### CT 1033 GT XL FB DD



WxDxH - 726x440x118 mm

- 8 mm thick toughened glass, Rich matt stainless steel body
- 4 mm thick sturdy Pan Supports
- Stainless steel drip tray (1 removable & other fixed),
- Auto ignition option (AI Model)
- ISI certified (CT 1033 GT XL FB DD)
- **Warranty:** Glass 5 years, Gas valve 5 years, Burner 5 years

#### Cooking Output

- Forged Brass burner
- 1 high flame burner for faster cooking
- 1 big & 1 small burners

9,295/-

10,395/-  
(AI Model)

### CT 1033 GT XL FB DD Black



WxDxH - 726x440x118 mm

- 8 mm thick toughened glass top
- Black powder coated body, 4 mm thick sturdy pan supports
- Multi-spark auto ignition (AI Model)
- ISI certified (CT 1033 GT XL FB DD Black)
- Stainless steel drip tray (1 removable & other fixed)
- **Warranty:** Glass 5 years, Gas valve 5 years, Burner 5 years

#### Cooking Output

- Forged Brass burner
- 1 high flame, 1 big and 1 small burner

9,295/-

10,395/-  
(AI Model)

**CT 1023 GT Retro**



- Easy to clean toughened glass top
- Solid stainless steel body with drawn sides
- Multi-spark auto ignition (AI Model)
- ISI certified (CT 1023 GT Retro)
- 4 mm thick sturdy pan supports, Matt SS drip tray
- **Warranty:** Glass 2 years, Burner 5 years

**Cooking Output**

- Forged brass burner
- 1 high flame and 1 small burner

6,295/-  
7,395/-  
(AI Model)

**CT 1021 GT FORGED BURNER HF**



- Easy to clean toughened glass top
- Rich matt stainless steel body & drip tray
- Multi-spark auto ignition (AI Model)
- ISI certified (CT 1021 GT Forged Burner HF)
- Strudy pan supports
- **Warranty:** Glass 2 years, Gas valve 5 years, Burner 5 years

**Cooking Output**

- Forged brass burner
- 1 High flame, 1 small burner

5,595/-  
6,595/-  
(AI Model)

**GLASS COOKTOPS WITH BRASS BURNERS & ALLOY BURNERS**

**CT 1046 GT HF BB**



- 8 mm thick toughened glass top
- Rich matt Stainless steel body & drip tray
- Multi-spark auto ignition (AI Model)
- ISI certified (CT 1046 GT HF BB)
- 4 mm thick sturdy Pan Supports
- **Warranty:** Glass 5 years

**Cooking Output**

- Fuel efficient brass burner
- 1 high flame, 1 big and 2 small burner

10,995/-  
12,095/-  
(AI Model)

**CT 1044 GT XL HF BB**



- Easy to clean toughened glass top
- Rich matt stainless steel body
- Multi-spark auto ignition (AI model)
- ISI certified (CT 1044 GT XL HF BB)
- Sturdy pan supports, SS drip tray
- **Warranty:** Glass 2 years

**Cooking Output**

- Fuel efficient Brass burner
- 1 high flame, 1 big and 2 small burner

11,395/-  
12,395/-  
(AI Model)

### CT 1043 GT BB Black



WxDxH - 550x565x118 mm

- Easy to clean toughened black glass top
- Sturdy pan supports, Stainless steel drip tray
- Multi-spark auto ignition (AI Model)
- ISI certified (CT 1043 GT BB Black)
- **Warranty:** Glass 2 years

- Cooking Output**
- Fuel efficient brass burner
  - 2 big and 2 small burner

8,495/-

9,595/-  
(AI Model)

### CT 1043 GT HF BB DD BL



WxDxH - 550x565x118 mm

- Easy to clean toughened black glass top
- Black powder coated body
- Sturdy pan supports
- Stainless steel drip tray (1 removable & other fixed)
- ISI certified
- **Warranty:** Glass 2 years

- Cooking Output**
- Fuel efficient brass burner
  - 1 high flame burner for faster cooking, 1 big & 2 small burners

9,295/-

### CT 1043 GT 4 BURNER



WxDxH - 550x565x118 mm

- Easy to clean toughened black glass top
- Rich matt steel body
- Sturdy pan supports
- Stainless steel drip tray
- **Warranty:** Glass 2 years

- Cooking Output**
- Aluminum alloy burner
  - 2 big and 2 small burner

8,195/-

### CT 1040 GT Junior BB



WxDxH - 500x560x110 mm

- Smaller size ideal for small kitchen
- Easy to clean, toughened glass top
- Sturdy pan supports, Stainless steel drip tray
- ISI certified, Ergonomic black knobs

- Cooking Output**
- Fuel efficient Brass burner
  - 2 big and 2 small burner

7,695/-

### CT 1036 GT HF BB



WxDxH - 770x440x118 mm

- 8 mm thick toughened glass top
- Rich matt stainless steel body & drip tray
- Multi-spark auto ignition (AI Model)
- ISI Certified (CT 1036 GT HF BB)
- 4 mm thick sturdy pan supports
- **Warranty:** Glass 5 years

- Cooking Output**
- Fuel efficient brass burner
  - 1 high flame, 1 big and 1 small burner

9,995/-

10,995/-  
(AI Model)

## CT 1033 GT



WxDxH - 726x390x118 mm

- Easy to clean toughened black glass top
- Rich matt steel body
- Multi-spark auto ignition (AI Model)
- Sturdy pan supports
- Stainless steel drip tray
- **Warranty:** Glass 2 years, Burner 5 years

**Cooking Output**

- Aluminum Alloy Burner
- 1 High Flame, 1 Big and 1 Small burner

7,195/-  
8,195/-  
(AI Model)

## CT 1033 GT BB



WxDxH - 726x390x118 mm

- Easy to clean toughened black glass top
- Rich matt Stainless steel body & SS drip tray
- Multi-spark auto ignition (AI Model)
- ISI certified (CT 1033 GT BB)
- Sturdy pan supports
- **Warranty:** Glass 2 years

**Cooking Output**

- Fuel efficient Brass burner
- 1 High flame, 1 big and 1 small burner

7,595/-  
8,595/-  
(AI Model)

## CT 1033 GT BB Black



WxDxH - 726x390x118 mm

- Easy to clean toughened black glass top
- Black powder coated body & SS drip tray
- Multi-spark auto ignition (AI Model)
- ISI certified (CT 1033 GT BB Black)
- Sturdy pan supports
- **Warranty:** Glass 2 years

**Cooking Output**

- Fuel efficient brass burner
- 1 high flame, 1 big and 1 small burner

7,595/-  
8,595/-  
(AI Model)

## CT 1033 GT XL BB Black



WxDxH - 726x440x118 mm

- Easy to clean toughened black glass top
- Sturdy pan supports
- Stainless steel drip tray
- ISI certified
- Black powder coated body
- **Warranty:** Glass 2 years

**Cooking Output**

- Fuel efficient Brass burner
- 1 high Flame, 1 big and 1 small burner

8,695/-

## CT 1032 GT HF BB DD BL



WxDxH - 726x440x118 mm

- Easy to clean toughened glass top
- Black powder coated body
- 4 mm thick sturdy Pan Supports
- Stainless steel drip tray (1 removable & other fixed)
- ISI certified
- **Warranty:** Glass 2 years

**Cooking Output**

- Fuel efficient Brass burner
- 1 high flame burner for faster cooking
- 1 big & 1 small burners

7,995/-



### CT 1030 GT Junior BB



- Smaller size ideal for small kitchen
- Easy to clean, toughened glass top
- Sturdy pan supports, Stainless steel drip tray
- ISI Certified, Ergonomic black knobs

**Cooking Output**  
 - Fuel efficient brass burner  
 - 2 big and 1 small burner

6,695/-

### CT 1020 GT



- Easy to clean toughened black glass top
- Rich matt steel body
- Sturdy pan supports
- Stainless steel drip tray
- **Warranty:** Glass 2 years, Burner 5 years

**Cooking Output**  
 - Aluminum alloy burner  
 - 1 big and 1 small burner

4,695/-

### CT 1020 GT BB



- Easy to clean toughened black glass top
- Sturdy pan supports
- Stainless steel drip tray
- Multi-spark auto ignition (AI Model)
- ISI certified (CT 1020 GT BB)
- **Warranty:** Glass 2 years

**Cooking Output**  
 - Fuel efficient brass burner  
 - 1 big and 1 small burner

4,695/-

5,695/-  
 (AI Model)

### CT 1020 GT BB Black



- Easy to clean toughened black glass top
- Sturdy pan supports
- Stainless steel drip tray
- ISI certified
- Revolving inlet nozzle
- **Warranty:** Glass 2 years

**Cooking Output**  
 - Fuel efficient Brass burner  
 - 1 big and 1 small burner

4,695/-

### CT 1020 GT XL BB Black



- Easy to clean toughened black glass top
- Sturdy pan supports
- Stainless steel drip tray
- ISI Certified
- Black powder coated body
- **Warranty:** Glass 2 years

**Cooking Output**  
 - Fuel efficient brass burner  
 - 1 big and 1 small burner

4,795/-



### CT 1020 GT Junior BB



WxDxH - 575x335x110 mm

- Smaller size ideal for small kitchen
- Easy to clean, toughened glass top
- Sturdy pan supports, Stainless steel drip tray
- ISI Certified, Ergonomic black knobs

#### Cooking Output

- Fuel efficient Brass burner
- 1 big and 1 small burner

3,795/-

## STAINLESS STEEL COOKTOPS WITH BRASS BURNERS & ALLOY BURNERS

### CT 1045 SS HF BB



WxDxH - 700x565x110 mm

- Stainless steel body
- 4 mm thick sturdy pan supports
- Multi-spark auto ignition (AI Model)
- ISI certified (CT 1045 SS HF BB)
- Ergonomic black Knobs

#### Cooking Output

- Fuel efficient brass burner
- 1 high flame, 1 big and 2 small burner

9,095/-

10,395/-  
(AI Model)

### CT 1044 SS AL



WxDxH - 595x565x115 mm

- Stainless steel body
- 4 mm thick sturdy pan supports
- Multi-spark auto ignition (AI Model)
- Ergonomic black Knobs
- 360° swivel type revolving inlet nozzle
- **Warranty:** Burner 5 years

#### Cooking Output

- Aluminium alloy burner for longer life
- 2 big and 2 small burner

7,195/-

8,995/-  
(AI Model)

### CT 1044 SS HF BB



WxDxH - 595x565x115 mm

- Stainless steel body
- 4 mm thick sturdy pan supports
- ISI certified (CT 1044 SS HF BB)
- Ergonomic black Knobs
- 360° Swivel type revolving inlet nozzle

#### Cooking Output

- Fuel efficient brass burner
- 1 High flame, 1 big and 2 small burner

8,295/-

9,495/-  
(AI Model)

### CT 1044 SS BB



WxDxH - 595x565x115 mm

- Stainless steel body
- 4 mm thick sturdy pan supports
- ISI certified
- Ergonomic black Knobs
- 360° Swivel type revolving inlet nozzle

#### Cooking Output

- Fuel efficient brass burner
- 2 big and 2 small burner

7,495/-

### CT 1037 SS HF BB



WxDxH - 720x440x115 mm

- Stainless steel body
- 4 mm thick sturdy pan supports
- Fuel efficient brass burners
- Maximum cooking space
- ISI Certified
- Ergonomic black knobs

#### Cooking Output

- Fuel efficient brass burner
- 1 High Flame, 1 Big and 1 Small burner

7,195/-

**CT 1035 SS HF AL**

WxDxH - 720x440x115 mm

- Stainless steel body
- 4 mm thick sturdy pan supports
- Ergonomic black Knobs
- 360° Swivel type revolving inlet nozzle
- **Warranty:** Burner 5 years

**Cooking Output**

- Aluminium alloy burner for longer life
- 1 high flame, 1 big and 1 small burner

6,495/-

**CT 1035 SS HF BB**

WxDxH - 720x440x115 mm

- Stainless Steel body
- 4 mm thick sturdy pan supports
- Multi-spark auto ignition (AI Model)
- ISI certified (CT 1035 SS HF BB)
- Ergonomic black Knobs

**Cooking Output**

- Fuel efficient Brass Burner
- 1 High Flame, 1 Big and 1 Small burner

7,295/-

8,495/-  
(AI Model)**CT 1033 SS HF DT BB**

WxDxH - 740x455x105 mm

- Stainless steel body
- 4 mm thick sturdy pan supports
- ISI Certified
- Stainless steel drip tray
- Ergonomic black Knobs

**Cooking Output**

- Fuel efficient Brass Burner
- 1 high flame, 1 big and 1 small burner

7,195/-

**CT 1026 SS BB**

WxDxH - 660x400x135 mm

- Stainless steel body
- 4 mm thick sturdy pan supports
- ISI Certified
- Ergonomic black Knobs
- 360° Swivel type revolving inlet nozzle

**Cooking Output**

- Fuel efficient brass burner
- 1 big and 1 small burner

4,895/-

**CT 1025 SS AL**

WxDxH - 620x365x130 mm

- Stainless steel body
- 4 mm thick sturdy pan supports
- Multi-spark auto ignition (AI Model)
- Ergonomic black Knobs
- 360° swivel type revolving inlet nozzle
- **Warranty:** Burner 5 years

**Cooking Output**

- Aluminium alloy burner for longer life
- 1 big and 1 small burner

4,795/-

5,695/-  
(AI Model)

### CT 1021 SS BB



WxDxH - 700x360x175 mm

- Stainless steel body
- MS pan support
- ISI Certified
- Ergonomic black Knobs

**Cooking Output**  
 - Fuel efficient brass burner  
 - 1 big and 1 small burner

4,095/-

### CT 1021 SS Pan Supports



WxDxH - 700x360x175 mm

- Stainless steel body
- Stainless steel pan support
- ISI certified
- Ergonomic black Knobs

**Cooking Output**  
 - Fuel efficient brass burner  
 - 1 big and 1 small burner

4,395/-

### CT 1020 SS BB



WxDxH - 620x330x135 mm

- Stainless steel body
- MS pan support
- Multi-spark auto ignition (AI Model)
- ISI certified (CT 1020 SS BB)
- Ergonomic black Knobs

**Cooking Output**  
 - Fuel efficient Brass Burner  
 - 1 Big and 1 Small burner

3,195/-

4,295/-  
 (AI Model)

### CT 1020 SS AL



WxDxH - 620x330x135 mm

- Stainless steel body
- MS pan support
- Ergonomic black Knobs
- Straight nozzle
- **Warranty:** Burner 5 years

**Cooking Output**  
 - Aluminium alloy burner for longer life  
 - 1 big and 1 small burner

2,995/-

All glass cooking range with  
**Double ring  
 forged brass  
 burners**



**CR 2014 DB AI**



- Easy to clean 8 mm toughened glass
  - Oven light & Motorised rotisserie, Light in oven
  - Multi-spark auto ignition, Separate gas grill chamber
  - Gas oven with large viewing window glass door
  - Oven chamber - 62.6 lts. & Grill chamber - 34.45 lts.
- Cooking Output**
- Forged brass burner with double ring flame (2 big & 2 small)
  - WxDxH - 400x435x360 mm (oven) & 400x435x360 mm (grill)
  - WxDxH - 515x600x895 mm (overall dimensions)

**515 mm  
 55,995/-**

**CR 2012 PL TR CB AI**



- Top lid - Toughened glass, Finish - Matt stainless steel
  - Gas Grill, Gas Oven, Auto ignition - Top burners
  - Front - Mirror finish toughened glass
  - Motorised rotisserie (optional)
  - Oven chamber - 62.6 lts. & Grill chamber - 34.45 lts.
- Cooking Output**
- Aluminium alloy burners for faster cooking
  - 1 Triple ring burner & 3 Aluminium alloy burners
  - Dimensions (WxDxH) - 515x600x895 mm

**515 mm  
 45,995/-**

**CR 2011 SS TR**

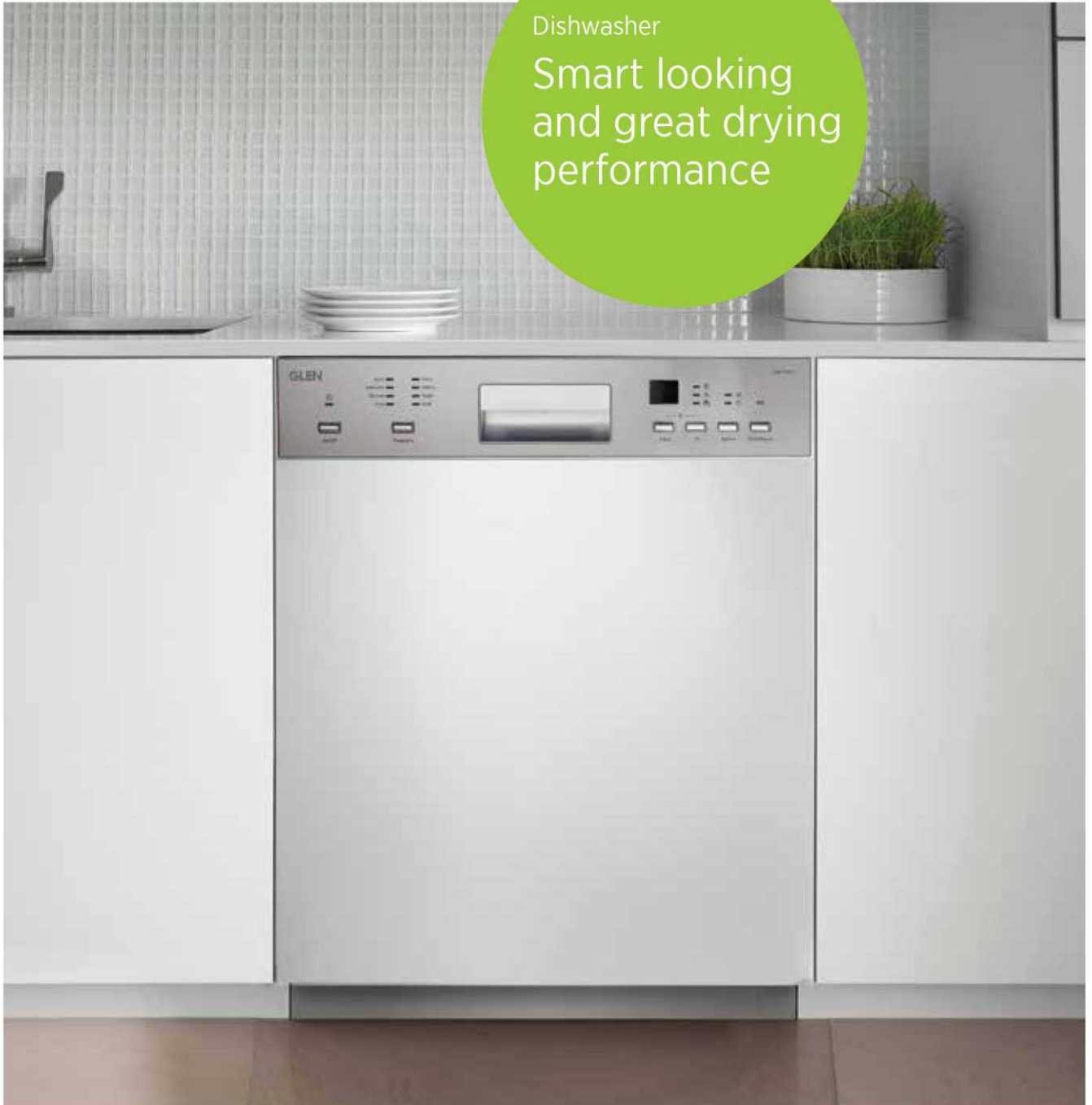


- Spill Tray SS, Top lid - Toughened glass
  - Front - Black glass
  - Gas grill, Gas oven, Motorised rotisserie (optional)
  - Italian thermostat for single
  - Oven chamber - 62.6 lts. & Grill chamber - 34.45 lts.
- Cooking Output**
- Aluminium Alloy burners for faster cooking
  - 1 Triple ring burner & 3 Aluminium alloy burners
  - Dimensions (WxDxH) - 515x600x895 mm

**515 mm  
 42,995/-**

DW-7721J

Dishwasher  
Smart looking  
and great drying  
performance



- Built-in dishwasher semi-Integrated
- Silver colour & Grey basket, Memory function
- Auto wash function, More Space & better flexibility
- Stainless steel control panel
- Concealed heating element, Better energy efficiency
- 14 place settings, Child safety lock
- Fully electric control, Easy to clean
- Dimensions WxDxH - 598x570x815 mm  
(Depth shown in specifications with door closed)

598 mm  
69,995/-



8K\_0820/Colours 9810037571

Helpline 9717156666

**GLEN**

Live Better !

**Glen Appliances Pvt. Ltd.**

I-34, DLF Industrial Area, Phase I,  
Faridabad-121003.  
Email: enquiry@glenindia.com

**SHOP ONLINE**  
[www.glenindia.com](http://www.glenindia.com)

